

KanexPro™

SW-HD4X1AUD4K

4x1 HDMI Switcher with Digital Audio & 4K



Table of Contents

1. Introduction.....	1
1.1. Introduction to SW-HD4X1AUD4K.....	1
1.2. Features	1
1.3. Package Contents.....	1
1.4. Specifications	2
1.5. Operation Controls and Functions.....	3
1.6. Application Example.....	4
1.7. Remote Control Functions.....	5
2. Warranty.....	6

1. Introduction

1.1. Introduction to SW-HD4X1AUD4K

The KanexPro 4x1 HDMI Switcher is a compact design HDMI switcher that allows up to four Ultra HD or 1080p sources to be routed to one Ultra HD display with dedicated digital and stereo audio outputs. It supports resolutions up to 3840x2160 at 30p. Deep Color, 3DTV pass-through, and lossless audio formats such as LPCM 7.1, Dolby TrueHD, and DTS-HD Master Audio are also supported.

The 4x1 switcher features selectable audio outputs from 2.1, 5.1 & 7.1 multi-channel audio from either the front panel. Ideal for home theater systems, retail establishments, multi-room installations, hospitals, lobbies, sports bars, schools or any installation where multi-source 4K HDCP-compliant content needs to be routed to a display.

1.2. Features

- Switch 4 inputs to one output with separate audio
- Supports 4K Ultra HD resolutions & 1080p HD
- HDCP & EDID compliant
- 3DTV Pass-through
- Up to 12-Bit Deep Color Support
- Dedicated, flexible audio input/output port
- Audio support: 3.5mm stereo & Toslink output
- Lip Sync pass-through
- Push button switching control
- Supports LPCM 7.1, Dolby TrueHD, Dolby Digital Plus, and DTS-HD Master Audio
- Front-panel LED's for input/ output signal presence
- Ultra compact design
- 5VDC external power supply included
- IR / Remote control included

1.3. Package Contents

- HDMI 4x1 Switcher
- 5V DC Power Supply
- Remote control
- Operation Manual

1.4. Specifications

Signal Input/Outputs:

- Input DDC Signal: 5 Volts p-p (TTL)
- Input & Output Signal: High Speed HDMI 1.4a Spec

Output Audio Signal: Toslink & 3.5 mm Stereo

Operating Frequency: Vertical Frequency Range: 50/60Hz

Video Amplifier Bandwidth: 2.97 Gbps per Channel

Resolutions:

- (HDTV) Interlaced (50&60Hz): 480i, 576i, 1080i
- Progressive (50&60Hz): 480p, 576p, 720p, 1080p & 4K@30Hz

HDMI Audio Output:

- PCM 2/5.1/7.1 CH, Dolby 5.1 dts 5.1, D-TrueHD, DTS-HD

Power Requirements:

- Power Consumption: 3W
- External Power Supply: 5V DC @ 1A (US/EU Standard)
- Power supply CE/FCC/UL Certified

Regulatory Approvals:

- Switcher Unit: FCC, Ce, UL
- Power Supply: UL, Ce, FCC

Environment Operating Temperature:

- Operating Temperature: 0°C ~ 40°C / 32°F ~ 104°F
- Storage Temperature: -20°C ~ 60°C / -4°F ~ 140°F

Dimensions: 6.4"D x 3.34" W x 0.98" H

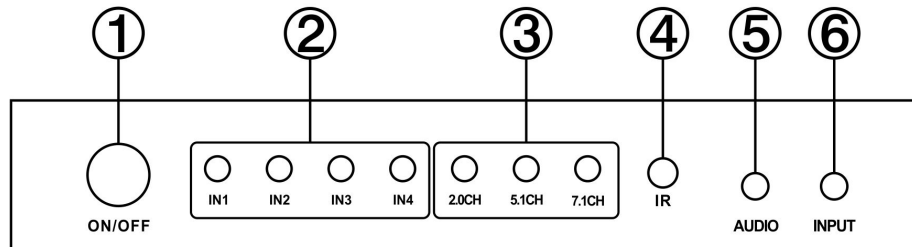
Weight: 0.77 lbs. (350 g)

Warranty: Limited 1-Year Parts & Labor

1.5. Operation Controls and Functions

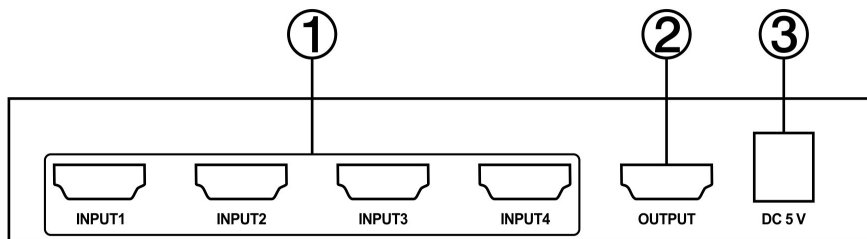
Front Panel: ① Power on/off switch

- ② IN 1, 2, 3, 4 LED: LEDs illuminate red to indicate current active input source
- ③ 2.0CH, 5.1CH, 7.1CH LED: LEDs illuminate red to indicate current audio mode
- ④ IR: Remote control receiver
- ⑤ Audio Button: Press this button to select the 2.0CH, 5.1CH, or 7.1CH audio output mode
- ⑥ Input Button: Press this button to select the input source



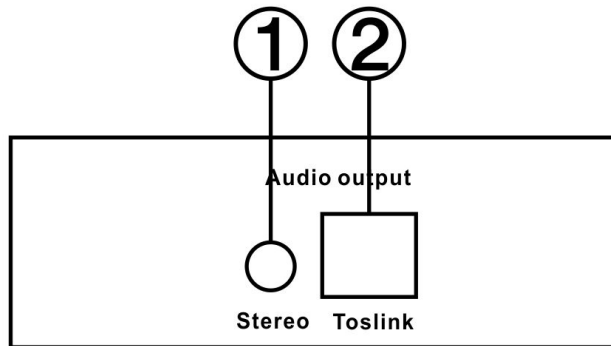
Rear Panel: ① Input Source: HDMI inputs for connecting devices like PS4, Blu-Ray Player, Cable Box, Laptop, or Xbox One with HDMI cables

- ② HDMI Out: This slot is where you will connect the 4KHDTV or Monitor with a HDMI cable for input source display
- ③ DC IN: Plug the 5V DC power supply into the unit and connect the adaptor to an AC wall outlet

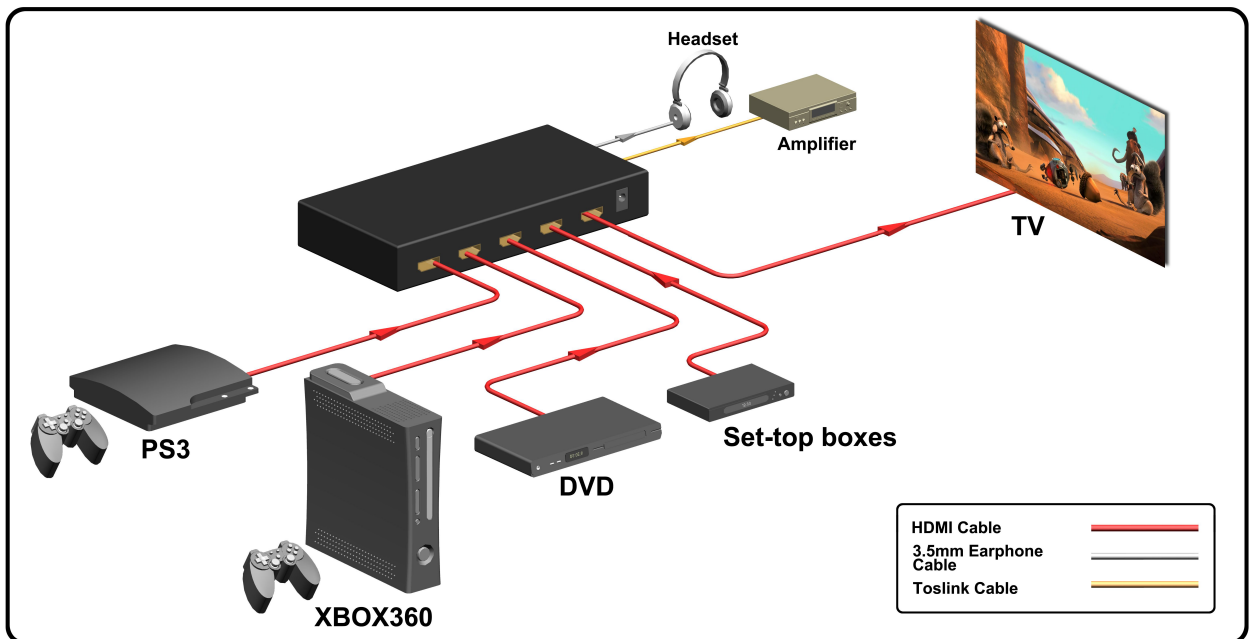


Left Panel: ① Audio Out: This slot is where you will connect a speaker using a 3.5mm auxiliary cable

② SPIDF Out: This slot is where you will connect an amplifier with an optical fiber cable

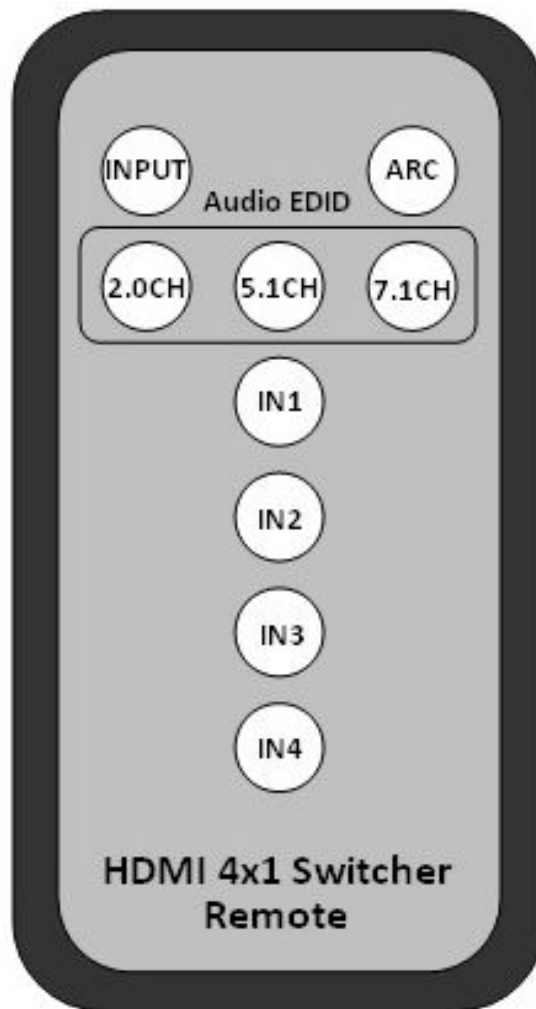


1.6. Application Example



1.7. Remote Control Functions

- **Input:** Press this button to cycle switch the input source. The LED light will indicate the corresponding input source.
- **ARC:** This button has no function.
- **Audio EDID:** Press these buttons to select the audio output mode. The LED light will indicate the corresponding audio mode.
- **IN1, IN2, IN3, IN4:** Press these buttons to fast switch to the corresponding input source.



2. Warranty

KanexPro™ warrants that (a) its products (the “Product”) will perform greatly in agreement with the accompanying written materials for a period of 1 year from the date of receipt and (b) that the product will be free from defects in materials and workmanship under normal use and service for a period of 1 year.

B. CUSTOMER REMEDIES

KanexPro’s entire liability and Customer’s exclusive remedy shall be, at KanexPro option, either return of the price paid for the product, or repair or replacement of the Product that does not meet this Limited Warranty and which is returned to KanexPro with a copy of customers’ receipt. This Limited Warranty is void if failure of the Product has resulted from accident, abuse, or misapplication. Any replacement Product will be warranted for the remainder of the original warranty period or 90 days whichever is longer.

C. NO OTHER WARRANTIES

TO THE MAXIMUM EXTENT PERMITTED BY APPLICABLE LAW, KANEX DISCLAIMS ALL OTHER WARRANTIES, EITHER EXPRESS OR IMPLIED, INCLUDING, BUT NOT LIMITED TO IMPLIED WARRANTIES OF MERCHANTABILITY AND FITNESS FOR A PARTICULAR PURPOSE, WITH REGARD TO THE PRODUCT AND ANY RELATED WRITTEN MATERIALS. THIS LIMITED WARRANTY GIVES CUSTOMERS SPECIFIC LEGAL RIGHTS. CUSTOMERS MAY HAVE OTHER RIGHTS DEPENDING ON THE JURISDICTION.

D. NO LIABILITY FOR DAMAGES

TO THE MAXIMUM EXTENT PERMITTED BY APPLICABLE LAW, IN NO EVENT SHALL KANEX BE LIABLE FOR ANY DAMAGES WHATSOEVER (INCLUDING WITHOUT LIMITATION, SPECIAL, INCIDENTAL, CONSEQUENTIAL, OR INDIRECT DAMAGES FOR PERSONAL INJURY, LOSS OF BUSINESS PROFITS, BUSINESS INTERRUPTION, LOSS OF BUSINESS INFORMATION, OR ANY OTHER PECUNIARY LOSS) ARISING OUT OF THE USE OF OR INABILITY TO USE THIS PRODUCT, EVEN IF KANEX HAS BEEN ADVISED OF THE POSSIBILITY OF SUCH DAMAGES.

KanexPro™

Brea, California
KanexPro.com

MPN: SW-HD4X1AUD4K

